

Theta Distressed Credit Opportunities Pool – TDCOP US\$ share classes

31 May 2023

Monthly Commentary

TDCOP returned **-0.07% in May** and **-1.47% year-to-date**. The **High Yield Corporate Bond ETF returned -1.23% (+2.66% YTD)** and **developed market equities returned -0.93% for the month (+8.82% YTD)**. Fund 1 was the largest contributor for the month (+0.30%) driven by gains in emerging market debt, specifically Argentina. The gains were offset by Fund 3 (-0.32%), which experienced a decline due to its non-performing hedge book. Overall, the structured credit markets maintained a sense of orderliness, benefiting from an improved risk sentiment as the residential and consumer sectors exhibited stable fundamentals. Consequently, spreads in the structured credit sector experienced a moderate rally throughout the month. However, in the latter half of the month, the market sentiment shifted towards an expectation of sustained higher future rates. Despite this shift, the ABS market witnessed a slight increase in issuance, and transactions found solid demand as they were effectively absorbed by the market. Notably, the structured credit markets continue to offer a wide range of compelling opportunities, which our managers actively seize by deploying capital in a dynamic manner. Despite the prevailing market stability, subtle indications of fragility have surfaced in response to increasing interest rates. Recognizing the potential for a long-awaited distressed cycle, TDCOP has positioned itself strategically to capitalize on the unfolding opportunities that are projected to emerge in the next few quarters.

Fund Characteristics


Fund AuM	\$46,707,903.35
Strategy AuM (rounded*)	\$101,000,000
Number of holdings	5
Top holding	29%
Top 5 holdings	91%

NAV & MTD performance (net of fees)

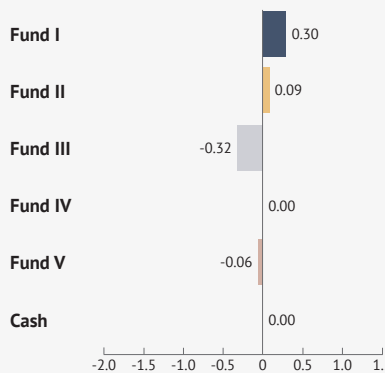
Class A	\$1,168.17	-0.05%
Class B	\$1,148.12	-0.07%

*Rounded- includes assets in Theta Capital managed accounts

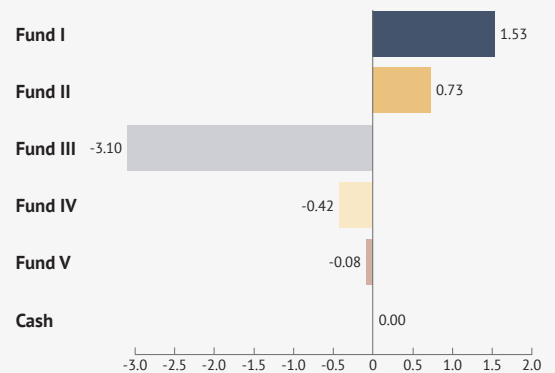
Strategy breakdown



Strategy contribution (MTD, %)



Strategy contribution (YTD, %)



Statistics (since inception)

Returns (%)	Annualised returns	Annualised St. Dev.	Risk-adjusted return*	Best monthly return %	Positive months %
Class A	5.48%	3.85%	1.42	2.69%	74.3%
Class B	4.85%	3.74%	1.29	2.52%	74.3%
HRFX ²	2.30%	3.77%	0.61	2.82%	51.4%

*Annualised returns divided by annualised standard deviation with data since inception

Monthly Fund¹ returns (net of fees, USD)

Class A	Jan	Feb	Mar	Apr	May	Jun	Jul	Aug	Sep	Oct	Nov	Dec	YTD	HRFX ²
2020							0.91%	1.44%	0.34%	0.60%	1.58%	2.51%	7.59%	7.98%
2021	2.01%	1.09%	0.81%	1.44%	2.69%	0.53%	0.78%	0.62%	0.69%	0.59%	0.06%	0.03%	11.91%	3.65%
2022	0.21%	-2.06%	0.28%	0.97%	-0.47%	-0.54%	-2.13%	1.64%	0.35%	-1.73%	0.55%	1.36%	-1.65%	-3.52%
2023	-0.23%	0.28%	-0.31%	-1.04%	-0.05%								-1.35%	-0.14%

1) Fund = Theta Distressed Credit Opportunity Pool Class A
 2) Reference index = HFRX Global Hedge Fund Index

Class B	Jan	Feb	Mar	Apr	May	Jun	Jul	Aug	Sep	Oct	Nov	Dec	YTD	HRFX ²
2020							0.83%	1.34%	0.29%	0.55%	1.46%	2.35%	7.01%	7.98%
2021	1.87%	1.00%	0.74%	1.34%	2.52%	0.47%	0.71%	0.59%	0.66%	0.57%	0.05%	0.02%	11.03%	3.65%
2022	0.18%	-2.08%	0.25%	0.95%	-0.49%	-0.57%	-2.15%	1.62%	0.32%	-1.75%	0.53%	1.34%	-1.93%	-3.52%
2023	-0.26%	0.25%	-0.34%	-1.06%	-0.07%								-1.47%	-0.14%

Theta Distressed Credit Opportunities Pool – TDCOP US\$ share classes

31 May 2023

Co-Investment

Theta Capital Management offered to qualified investors to join a co-investment in ZAIS Zephyr 7 Fund per October 1st 2020. The investment offered a highly attractive opportunity to invest in CLO tranches at dislocated prices. The investment was offered to qualified investors as a co-investment directly into the fund as the liquidity structure of the investment did not fit TDCOP. Per December 2021 the investment has been fully returned to investors and has generated a net fund return of 39% IRR to investors (excluding fees charged by Theta Capital Management) over a 14 month period.

Fund Strategy & Description

TDCOP will allocate to 4-8 specialist managers at any time, depending on the evolving opportunity set, with a focus on investing in dislocated credit instruments and distressed debt and restructuring opportunities. TDCOP will allocate to managers in the structured credit, corporate and sovereign credit space in both developed and emerging markets that have the experience and infrastructure to capitalize on the increased volatility and dispersion in markets as well as anticipated restructurings and liquidations. Attractive investment opportunities have been limited for distressed debt managers in recent years. We have used this period to secure capacity with the best managers who have been closed to new capital but are now opening up to capitalize on the suddenly vastly expanded opportunity set.

Subscriptions & Redemptions

Base Currency	USD
Subscriptions Class A	Monthly, 5 business days
Subscriptions Class B	Monthly, 5 business days
Minimum Subscription Class A	USD 5.000.000
Minimum Subscription Class B	USD 120.000
Redemption Notice	Quarterly, 90 days
Investor-level Gate	25%
Lock up Class A	2 years
Lock up Class B	1 year

Fees & Expenses

Management Fee Class A	0.35%
Management Fee Class B	0.625%
Performance Fee Class A	5.0%
Performance Fee Class B	7.5%
Hurdle	5.0%

Management & Administration

Fund Structure	Fonds voor Gemene Rekening (FGR)
Management Company	Theta Fund Management B.V.
Administrator	Apex Fund Services (Netherlands) B.V.
Depository	Northern Trust Global Services
Legal Owner	Stichting Juridisch Eigenaar TDCOP
Auditor	RSM Netherlands B.V.
Legal & Tax Counsel	Greenberg Traurig, LLP

Investor Relations

E-mail	IR@thetacapital.com
Website	www.thetacapital.com
Phone	+31 20 57 227 32
Address	Concertgebouwplein 19, 1071 LM, Amsterdam

Disclaimer

Theta Distressed Credit Opportunities Pool – TDCOP (the “Fund”), is domiciled in The Netherlands. Theta Fund Management B.V. (Theta) is the management company of the Fund a 100% subsidiary of Theta Capital Management B.V. Theta is authorised as a management company and regulated by the Dutch regulator Autoriteit Financiële Markten. The Fund is registered under the license of Theta at the Autoriteit Financiële Markten. The shares of the Fund are admitted for (public) offering in The Netherlands. The information in this document provides insufficient information for an investment decision. Please read the Key Information Document (only for the Netherlands) and the prospectus. These documents of the Fund are available on the website of Theta (www.thetacapital.com). The value of your investment may fluctuate. Past performance provides no guarantee for the future.

